

# IT Reseller Partner Guides

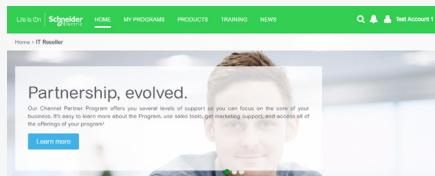
## Becoming a Select Partner

1

Log into your partner page at:

[apc.com/personalpage](https://apc.com/personalpage)

Once registered and logged in, click **MY PROGRAMS:**



2

Select a **specialization** in which you would like to become certified. You are welcome to pick multiple specializations, but only one is required to be a Select partner. Options include:

- Business Networks
- Software
- Cooling
- Home/SOHO
- IT Power
- Industry & Infrastructure Secure Power.

3

Next select **ENROLL TODAY**. On the following page, find your certification and select **CERTIFY**.

### Cooling

You have enrolled in our Cooling Program!

You have completed the First Step to becoming a certified Cooling Partner. Complete your certifications and join the Select or Premier Level!

[Find out about our Cooling Program](#)

[> Certify as a Cooling Partner!](#)

### Business Networks

You have enrolled in our Business Networks Program!

You have completed the First Step to becoming a certified Business Networks Partner. Complete your certifications and join the Select or Premier Level!

[Find out about our Business Networks Program](#)

[> Certify as a Business Networks Partner!](#)

### IT Power

You have enrolled in our IT Power Program!

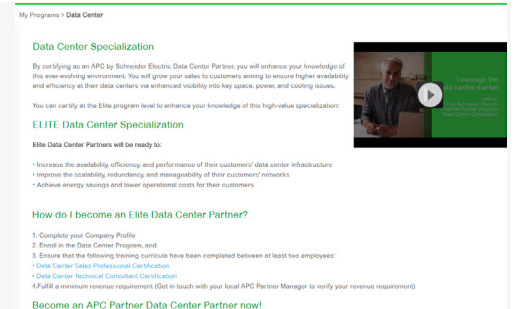
You have completed the First Step to becoming a certified IT Power Partner. Complete your certifications and join the Select or Premier Level!

[Find out about our IT Power Program](#)

[> Certify as an IT Power Partner!](#)

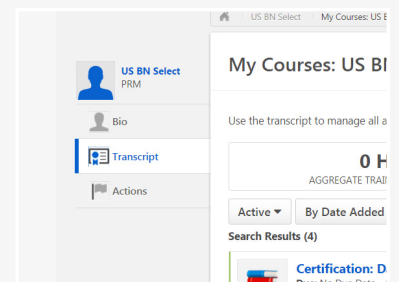
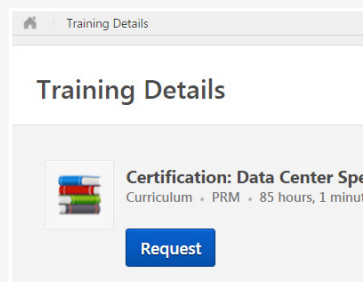
4

Click into the training path links to access the modules. **1 Individual** must complete Select Partner certification.



5

Individuals must **REQUEST** the learning paths, and then Open Curriculum to start the trainings.



[apc.com/personalpage](https://apc.com/personalpage)

Life Is On

**APC**  
by Schneider Electric